



HONDA

CITY



RAISE THE GAME

In a world where standards set the rule for all
Only a few dare to challenge the norm
Redefining the norms of a segment

Design ▷ Performance ▷ Advanced Technology ▷ Safety

Now, the standards of a segment are elevated
Raise the Game.



IMPRESSIONS, RAISED

All eyes on the City with a beautifully crafted design and striking silhouette above the rest.



AUTO LED DAYTIME RUNNING LIGHTS & LED HEADLIGHTS

Cutting-edge light concept design expresses sportiness and creates a strong presence both during the day, and night.

FRONT GRILLE

Stand out from the rest with a stunning high-gloss piano black grille that exudes style.

LED FOG LIGHTS WITH GARNISH

An aggressive and sharp design that creates a commanding road presence.



POWER RETRACTABLE DOOR MIRRORS WITH TURNING LIGHTS

Strategically placed closer to the driver for greater visibility.



16" ALLOY WHEELS

Roll in style with a set of multi-spoke, dual-tone wheel design that matches the RS attitude, all around.



LED REAR COMBI LIGHTS


Distinctive and unique rear to side tail light design provides illumination at multiple angles.



TRUNK SPOILER

A combination of piano black finishing with its sleek design is an embodiment of elegant sportiness.

PERFORMANCE, RAISED



**WORLD
PREMIERE
POWERTRAIN**
Highest Torque
In Its Class

MAX TORQUE

253Nm

Experience an elevated performance by a next-level powertrain that sets itself apart from the rest.

1.5L SPORTS i-MMD e:HEV POWERTRAIN

An all-new, game-changing powertrain with an output equivalent to a 2.5L Naturally Aspirated Engine that is sure to amaze.



PUSH START BUTTON

Activate your City in style with a press of the ignition button, which is outlined by a luminous ring in red.



DECELERATION SELECTOR PADDLE

A class-above feature that slows down your City during corners or downhill roads without stepping on the brake pedal.



REMOTE ENGINE START

A class-leading feature that lets you cool down your car, or warm up your engine remotely.



SPORTS PEDAL

Lower angle placement of the pedals reduce fatigue, while the polished metal-plated finishing exudes sportiness.



COMFORT, RAISED

The City offers a host of premium features in its spacious cabin, making it the classiest in its class.

ULTRASUEDE[®] SEATS WITH RED STITCHING

Seats welcome you with red stitching, crafted to bring out a sporty atmosphere.



REAR AIR CONDITIONING VENTILATION

Keep your rear seat passengers feeling cool and comfortable with their own access of air conditioning vent.



USB CHARGING PORTS

Two readily available charging ports for your electronic devices, conveniently within your reach.

[^]Combination Leather.

Actual model, features and specifications may vary in detail from images shown. Subject to change without prior notice.



SOPHISTICATION, RAISED

A refined interior at every level, combining advanced technology, spaciousness, enhanced visibility and comfort.



ELECTRIC PARKING BRAKE

Class-leading advanced parking brake feature, just a flick or press away.



LEATHER^ GEAR BOOT

A-class-above sleek leather^ gear boot provides a premium touch.



8-SPEAKER AUDIO SYSTEM

8 speakers that give you and your passengers an immersive audio experience.



8" DISPLAY AUDIO

Mirror your smartphone seamlessly to access your favourite apps, from entertainment to navigation and everything in between. Compatible with Apple CarPlay™ and Android Auto™*.




7" TFT METER

A large set of twin lens meters displays various driving and car information that lets you operate conveniently from the steering wheel.



AUTO AIR CONDITIONING

Enjoy setting the desired temperature for yourself and the comfort of your passengers.



^Combination Leather.

Actual model, features and specifications may vary in detail from images shown. Subject to change without prior notice.

*Android Auto™ will be available upon official launch of the service in Malaysia.

Actual model, features and specifications may vary in detail from images shown. Subject to change without prior notice.

Honda SENSING


SENSES, RAISED

Experience driver-assistive technologies with the enhanced Honda SENSING*. Equipped with 7 technological advanced safety features, the City utilises a front wide view camera to alert you to imminent danger, which reduces the likelihood of collision.



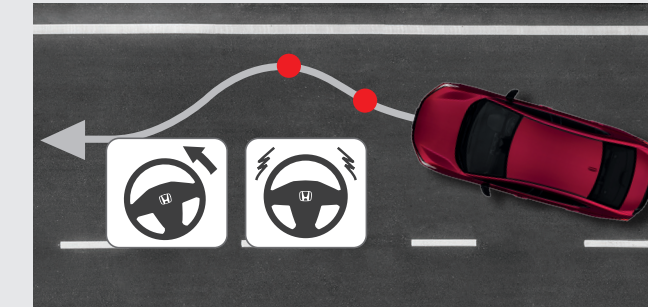
Actual model, features and specifications may vary in detail from images shown. Features and specifications are subject to change without prior notice.

*Honda SENSING alerts and assists drivers to drive safely on the road. Honda SENSING functions best in conducive weather and visibility conditions. Keep the camera clean and unobstructed for optimum performance. Despite the capabilities of Honda SENSING, drivers remain responsible for safely operating the vehicle and avoiding collisions. Drivers should always keep their hands on the steering wheel and be in control of their driving behaviour at all times.



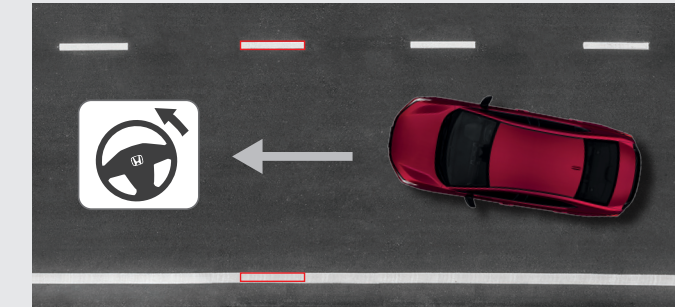
LANE DEPARTURE WARNING

The steering wheel vibrates and alerts you to correct your path intelligently when you drift out of the lane without activating your turn signal.




ROAD DEPARTURE MITIGATION

Get an automatic alert and guide to correcting your steering and applying brakes if your car veers too close to the edge of the road.



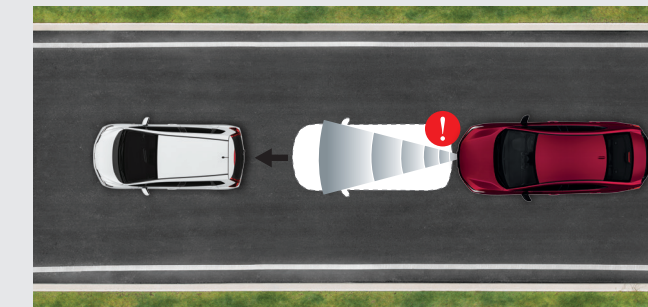
LANE KEEP ASSIST SYSTEM

If you leave the lane unintentionally, you'll be alerted and a gentle correction moves your car back to the centre of the lane intelligently.



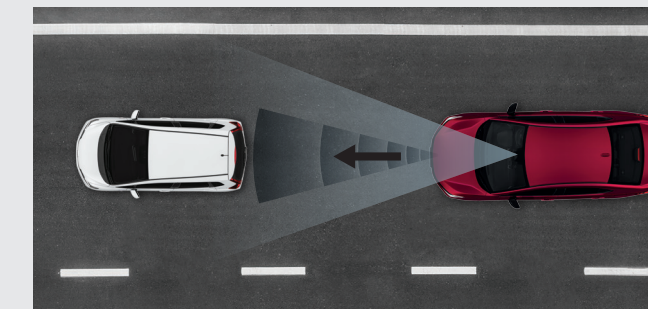
AUTO HIGH BEAM

Your high beam switches automatically to low beam when the vehicle light source of the preceding vehicle or oncoming vehicle is detected at night.



FORWARD COLLISION WARNING

When there is a risk of collision with the car ahead, you will receive smart audio and visual alerts.



ADAPTIVE CRUISE CONTROL

Stay in a safe distance while setting a fixed cruising speed between your car and the one ahead of you.



COLLISION MITIGATION BRAKING SYSTEM

When there's an increasing risk of collision, brakes will be applied to slow down or completely stop the car.

Actual model, features and specifications may vary in detail from images shown. Subject to change without prior notice. 11



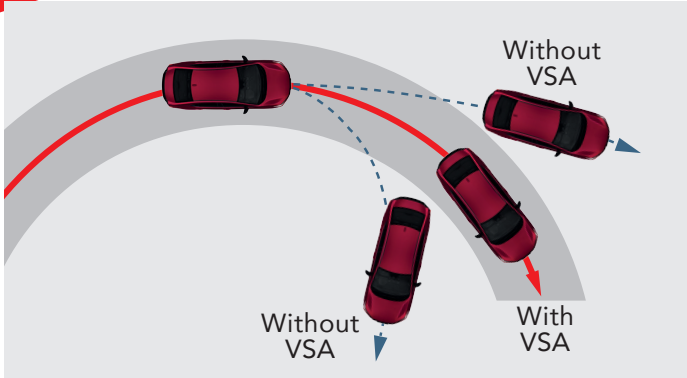
SAFETY, RAISED

Our pursuit for uncompromising safety for drivers and passengers is reflected in our innovative features.



6 AIRBAGS

The City comes equipped with 2 front SRS airbags, 2 side airbags and 2 side curtain airbags, ensuring the safety of all car occupants.




VEHICLE STABILITY ASSIST (VSA)

An advanced safety technology to reduce understeer or oversteer around tight corners to help you stay on track.



Honda LaneWatch

Class-leading feature that enhances the side view while reducing blind spots for safer lane changing.



MULTI-ANGLE REAR VIEW CAMERA

Reverse parking has never been easier, with three different views for added safety; wide, normal and top-down.



ISOFIX I-Size Type

Enjoy peace of mind knowing your child's safety is prioritised with attachment points that meet international safety standards.



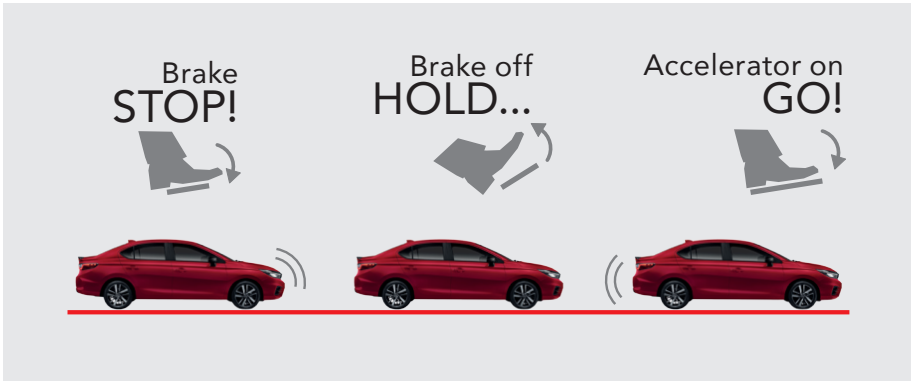
G-FORCE CONTROL (G-CON)

Controls the impact energy (G-Force) during a collision to reduce injuries to vehicle occupants.



EMERGENCY STOP SIGNAL (ESS)

Rear brake lights and hazard lights light up to warn other drivers during sudden brakes.



HILL START ASSIST (HSA)

Be assured that your car won't roll backwards when you release your brakes on a hill.

AUTO BRAKE HOLD (ABH)

Maintain a relaxing drive with assisted 'brake holding function' to relieve fatigue during traffic jams.

PETROL VARIANT



16" ALLOY WHEELS

The City's multi-spoke wheels create an extra flair to your ride's presence.



IVORY UPHOLSTERY^

Two-tone interior that creates a charming ambience every time you enter the City.


OTHER STANDARD V VARIANT FEATURES

- Honda LaneWatch
- 8" AUDIO DISPLAY
- REMOTE ENGINE START
- AUTO LED HEADLIGHT




519L OF CLASS-LEADING CARGO SPACE

519 litres of boot space gives you ample room to pack your belongings, no matter what the occasion.



NEW 1.5L DOHC i-VTEC ENGINE

The most powerful engine in its class with high performance and efficiency in every drive.



CONTINUOUS VARIABLE TRANSMISSION (CVT)

Smoother driving experience that promotes fuel efficiency, giving you the best of both worlds.

INDIVIDUALITY, RAISED

Stand out from the crowd with Honda Genuine and Authorised Accessories, designed for a sportier outlook all-around.



Modulo
Honda Custom Performance
Honda Genuine Accessories

MODULO PACKAGE (RS variant only)



Front Under Spoiler



Side Under Spoiler



Rear Under Spoiler**

MODULO PACKAGE 1.0 (S, E, V and V-SEN variants only)



Front Under Spoiler



Side Under Spoiler



Rear Under Spoiler



Trunk Spoiler

URBAN PACKAGE



Foot Light



Illuminated Side Step



Sports Pedal*



Door Visor

UTILITY PACKAGE



Trunk Tray**



Car Cover



Trunk Organiser



Sun Shade



Reflective Film

PROTECTION PACKAGE



Wheel Lock Nut

Ultra Window
Coating

Ultra Glass
Body Coating

OTHER ITEMS

**Honda
Authorised
Window Tint
Film**

Tint Film Package	TSER*
Ray Barrier 4 +	60%
Ray Barrier 6 +	60%
Ray Barrier 4 Black Pearl	62%
Ray Barrier 6 Black Pearl	62%

* Total Solar Energy Rejection (% reflects highest performance window in a package)

**Honda Recommended
Digital Video Recorder
(DVR)**

*Available for S, E, V and V-SEN variants only. **Design for RS and S, E, V and V-SEN variants differ. Actual model, features and specifications may vary in detail from images shown. Features and specifications are subject to change without prior notice.

SPECIFICATIONS

TYPE	1.5L Petrol				1.5L e:HEV
GRADE	S	E	V	V-SEN	RS
ENGINE					
Engine Type	4 Cylinder, 16 Valve, DOHC i-VTEC				4 Cylinder, 16 Valve, DOHC i-VTEC (Atkinson Cycle)
Displacement (cc)	1,498				
Fuel Supply System	Electronic Fuel Injection (PGM-FI)				
Max Power [PS (kW) @ rpm]	121 (89) @ 6,600				Engine: 98 (72) @ 5,600 – 6,400 Motor: 109 (80) @ 3,500 – 8,000
Max Torque [Nm (kg-m) @ rpm]	145 (14.8) @ 4,300				Engine: 127 (13.0) @ 4,500 – 5,000 Motor: 253 (25.8) @ 0 – 3,000
TRANSMISSION					
Transmission Type	Continuous Variable Transmission (CVT)				Electric Continuous Variable Transmission (e-CVT)
PERFORMANCE					
Maximum Speed (km/h)	196	195			177
Acceleration [0 → 100 km/h (secs)]	10.2	10.4	10.5		9.9
Fuel Consumption (L/100km)	5.4				3.6
STEERING SYSTEM					
Type	Electric Power Steering (EPS)				
Turning Radius at Body (m)	5.0				
SUSPENSION SYSTEM					
Front	MacPherson Strut				
Rear	Torsion Beam				
BRAKE SYSTEM					
Front	Ventilated Disc				
Rear	Drum				Solid Disc
Parking Brake	Hand Brake Lever				Electric Parking Brake
TYRES & WHEELS					
Alloy Wheels	15"	16"			
Tyre Size	185/60R15	185/55R16			
Spare Wheel	15"				Temporary Repair Kit
DIMENSIONS					
Length x Width x Height (mm)	4,553 x 1,748 x 1,467				
Wheelbase (mm)	2,600				
Tread Front/Rear (mm)	1,495/1,483				1,495/1,485
Curb Weight (kg)	1,125	1,126	1,135	1,136	1,246
Boot Capacity (Litre)	519				410



MAJOR EQUIPMENT

TYPE	1.5L Petrol					1.5L e:HEV
GRADE	S	E	V	V-SEN	RS	
EXTERIOR						
Headlights	Projector Halogen		LED			
Auto Headlights	–	–	•	•	•	
Daytime Running Lights	LED					
Front Fog Lights	–	–	LED			
Side Mirrors with Turning Lights	•	•	•	•	•	
Outer Door Handle	Body Colour	Chrome			Body Colour	
Trunk Spoiler	–	–	–	–	•	
Rear Combi Lights	LED					
Antenna	Shark Fin					
INTERIOR & CONTROL						
Remote Engine Start	–	•	•	•	•	
Smart Entry with Push Start Button	•	•	•	•	•	
Paddle Shift	–	•	•	•	–	
Deceleration Selector Paddle	–	–	–	–	•	
Cruise Control	–	•	•	•	•	
ECON Button	•	•	•	•	•	
Meter Cluster	Analogue & Digital			7" TFT Meter		
Air Conditioning	Manual	Single Auto				
Rear Air Conditioning Ventilation	•	•	•	•	•	
Steering Wheel	Urethane		Leather^			
Gear Knob Type	Urethane		Leather^			
Upholstery	Fabric		Leather^		Half Leather^	
60:40 Seats	•	•	•	•	•	
Steering Wheel Switch Audio Control	•	•	•	•	•	
Power Adjustable Door Mirror	•	•	•	•	•	
Power Retractable Door Mirror	•	•	•	•	•	
Pedal Pad Type	Normal				Sport	

• Standard
^Combination Leather
Actual model, features and specifications may vary in detail from image shown. Subject to change without prior notice.
Colours are subject to stock availability. *Android Auto™ will be available upon official launch of the service in Malaysia.

Honda Service Package

HONDA

5 YEARS WARRANTY

UNLIMITED MILEAGE

5-year Warranty with Unlimited Mileage.*

FREE LABOUR SERVICE

Applicable up to 5 times within 100,000km or 5 years.*

EEV

ENERGY EFFICIENT VEHICLE

LITHIUM-ION BATTERY

8 YEARS WARRANTY WITH UNLIMITED MILEAGE**

8-year Hybrid Battery (Lithium-Ion) Warranty with Unlimited Mileage.**

HONDA CITY

TESTED MARCH 2020

5 STARS

ASEAN NCAP

Authorised Dealer:

RAISE THE GAME